

Technical Support
Knowledge Center Open

在VEE软件中如何修改波形图的坐标最大值和最小值？

Notices

© Keysight Technologies Incorporated, 2002-2020

1400 Fountaingrove Pkwy., Santa Rosa, CA 95403-1738, United States All rights reserved.

No part of this documentation may be reproduced in any form or by any means (including electronic storage and retrieval or translation into a foreign language) without prior agreement and written consent from Keysight Technologies, Inc. as governed by United States and international copyright laws.

Restricted Rights Legend

If software is for use in the performance of a U.S. Government prime contract or subcontract, Software is delivered and licensed as "Commercial computer software" as defined in DFAR 252.227-7014 (June 1995), or as a "commercial item" as defined in FAR 2.101(a) or as "Restricted computer software" as defined in FAR 52.227-19 (June 1987) or any equivalent agency regulation or contract clause.

Use, duplication or disclosure of Software is subject to Keysight Technologies' standard commercial license terms, and non-DOD Departments and Agencies of the U.S. Government will receive no greater than Restricted Rights as defined in FAR 52.227-19(c)(1-2) (June 1987). U.S. Government users will receive no greater than Limited Rights as defined in FAR 52.227-14 (June 1987) or DFAR 252.227-7015 (b)(2) (November 1995), as applicable in any technical data.

Portions of this software are licensed by third parties including open source terms and conditions.

For detail information on third party licenses, see [Notice](#).

Contents

| | |
|---|---|
| Frequently Asked Questions (FAQs) | 4 |
| Summary | 4 |
| Question | 4 |
| Answer | 4 |

在VEE软件中如何修改波形图的坐标最大值和最小值？

Frequently Asked Questions (FAQs)

Summary

介绍在VEE软件中修改坐标最大值和最小值的方法。

Question

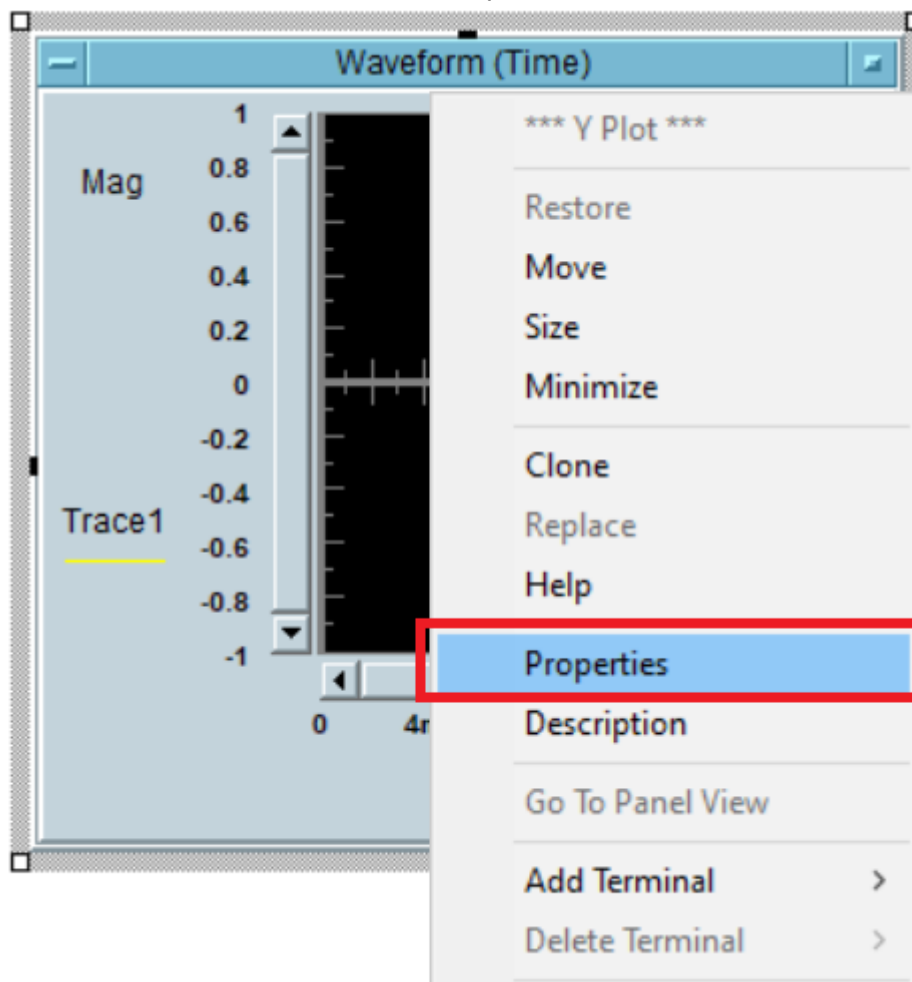
在VEE软件中如何修改波形图的坐标最大值和最小值？

Answer

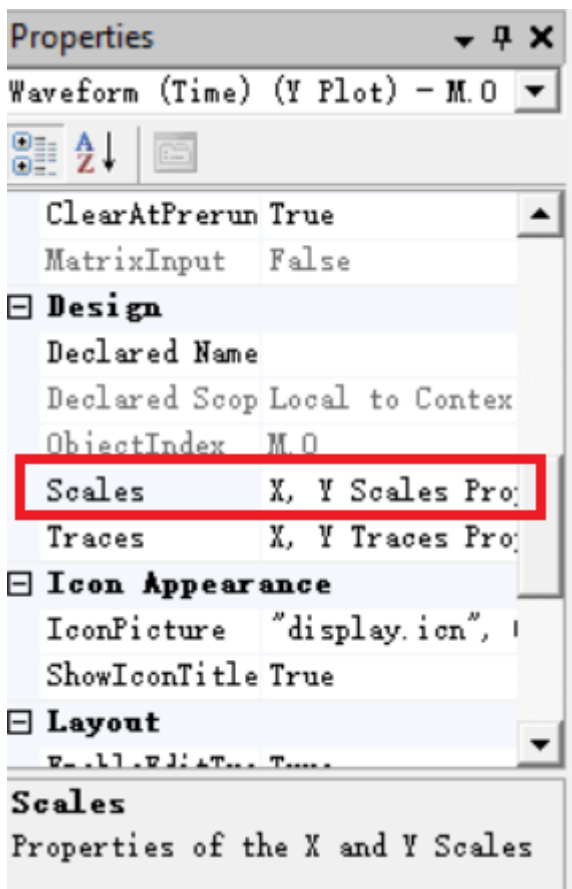
在VEE软件中，波形图的坐标属性是可以灵活更改的。例如坐标的最大值和最小值，修改方式有两种：

1) 通过属性对话框修改。

用鼠标右键点击波形图对象，选择Properties，打开属性显示框。

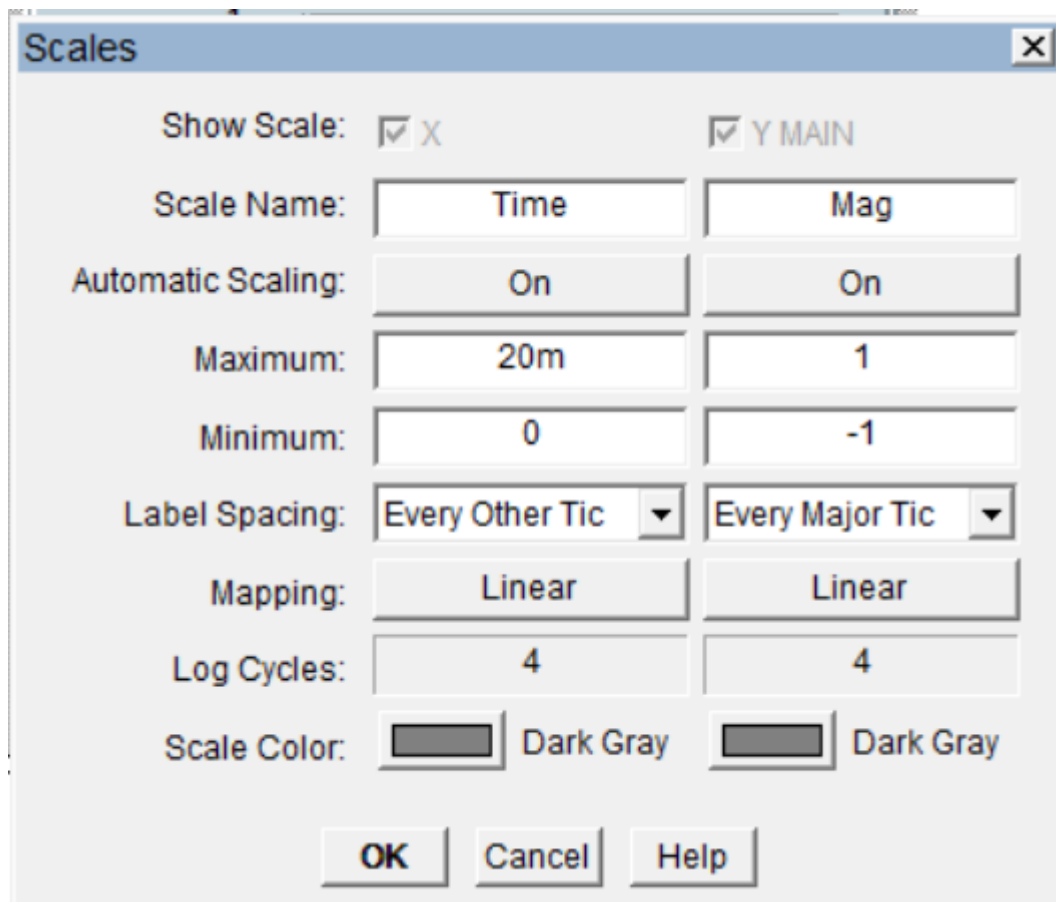


在VEE软件中如何修改波形图的坐标最大值和最小值？



找到Scales属性后，打开该属性编辑框，如下图所示。直接填入最大值和最小值即可。

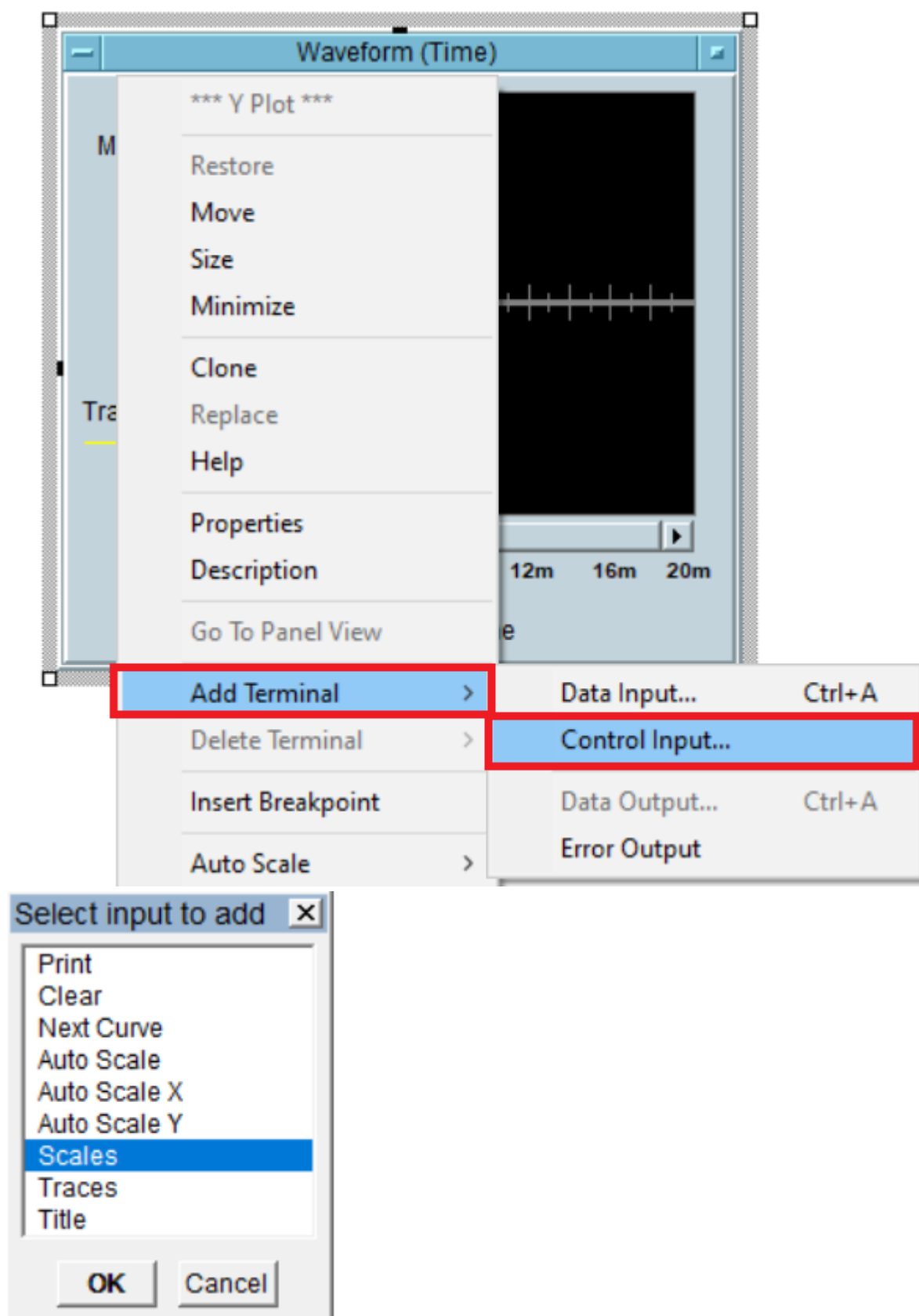
在VEE软件中如何修改波形图的坐标最大值和最小值？



2) 通过控制输入端修改。

用鼠标右键点击波形图对象，选择Add Terminal-->Control Input，在弹出的对话框中选择Scales。

在VEE软件中如何修改波形图的坐标最大值和最小值？



在VEE软件中如何修改波形图的坐标最大值和最小值？

添加Scales的控制输入端后，就可以将坐标的最大值和最小值通过一个Record类型的数据直接输入了。如下图所示，修改Y坐标的最大值和最小值。

